



natterhub
preparing children to thrive online

Contents

Click on the relevant section to go straight to it:

What is Natterhub?	3
Designed for Home and School	4
Security Matters	5
Core Features	6
Badges of Honour	7
Activities	8
How to Sign In	9
Codes of Conduct	10
Get in Touch	11

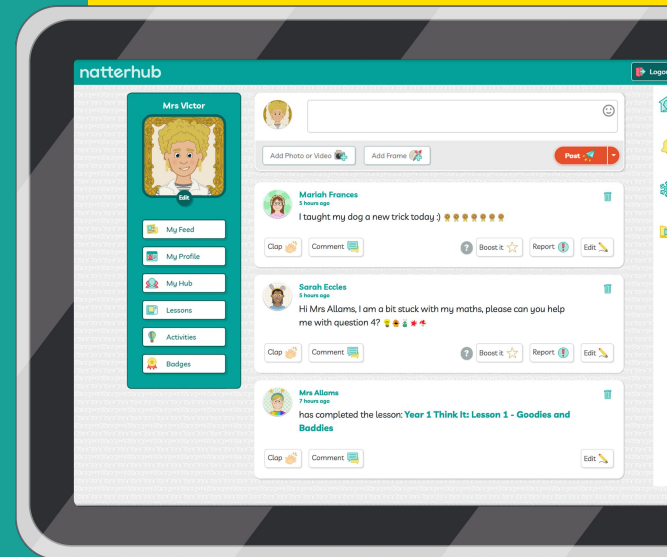
What is Natterhub?

Natterhub is the safe social media platform specially designed for primary schools, which guides your child in developing important media literacy skills and understanding the need to moderate screen-time.

Why Natterhub?

Simple – because unchecked, the use of social media and excess screen time can have such a damaging impact on the habits and wellbeing of children.

We want to change this by providing a space that prepares children to thrive online.



Designed for Home and School

In the event of a local lockdown, Natterhub can provide digital protection for children - keeping them **safe and secure online**. Natterhub:

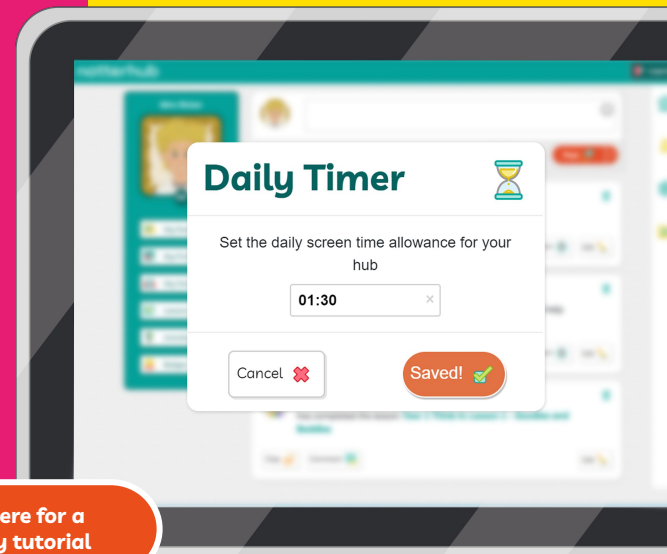
- ✓ is a safe environment where children can socialise with classmates;
- ✓ includes teacher-led online safety lessons to grow digital awareness;
- ✓ helps children manage increased screen time;
- ✓ keeps children motivated and engaged with learning at home;
- ✓ creates a virtual classroom where children can still learn together;
- ✓ makes children feel less isolated and supports their wellbeing;
- ✓ provides support for parents and remote help for teachers.

Get in touch here!
Let's talk through your
needs!



Security Matters

Keeping children safe online is our top priority, and Natterhub has been designed to reflect this. With a **two-stage security setting**, teachers and pupils are guaranteed a fully protected and gated-hub. Teachers have to log in and 'activate' the hub, so children can't use it unsupervised, as well as setting 'opening hours' and daily time limits to avoid too much screen time.

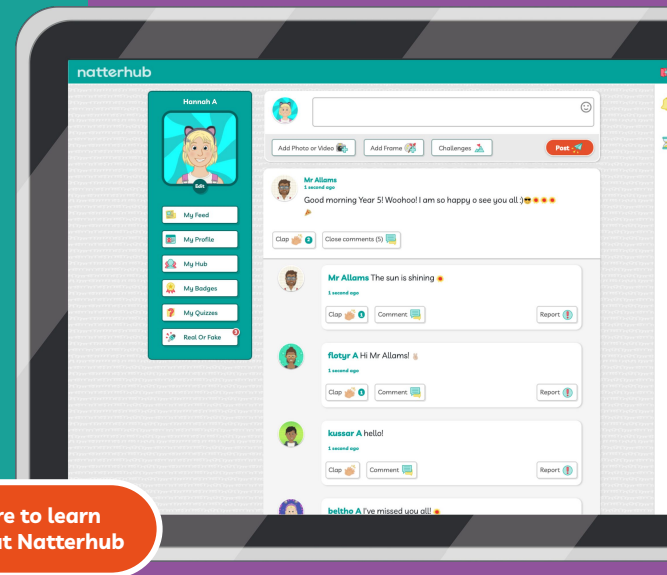


[Click here for a security tutorial](#)

Core Features









The news feed is the heart of the Natterhub experience, and it operates like any other social media platform:

- Pupils create content and learn to respond to their classmates' posts.
- Teachers oversee and contribute – adding photos, videos and suggestions for activities to the news feed.
- No private messaging - everything is posted to the news feed and remains visible to the teacher at all times.
- A unique timer lets pupils monitor time spent online - each child works within their allowance.
- Pupils can create a unique avatar and customise it to reflect their personality!



Badges of Honour

Natterhub's Badges of Honour are what we use to keep track of your child's progress and development. Badges are earned by taking part in lessons, completing quizzes, and demonstrating good behaviour online. There are eight different types of class in Natterhub, each with their own objective:

-  **Question It**
To question content and remain open-minded.
-  **Secure It**
To use privacy settings to stay safe online.
-  **Feel It**
The importance of respectful online dialogue.
-  **Think It**
To make intelligent choices about online activity.
-  **Learn It**
How to learn effectively, using the internet.
-  **Balance It**
The importance of balancing screen time..
-  **Mind It**
To act with integrity and honesty when online.
-  **Chat It**
How to communicate using technology.



Activities

All of Natterhub's lessons include quizzes and polls to keep pupils engaged, as well as the ability to leave comments to raise questions or share ideas. Joining in also gives pupils an opportunity to 'power up' their Badges of Honour!

Our Fake News Quiz gets children questioning the content they read online, and builds awareness of misinformation.

Teachers can also post activities straight to the news feed, which cover a wide range of topics. These might encourage children to demonstrate their Maths and English knowledge, doing research for History or Geography, or sharing a piece of their artwork!



Click here to watch a video of our activities in action!

How to Sign In

Logging in is quick and easy at home or at school. Once your child's school is signed up, their teacher provides each pupil with a unique username and password.

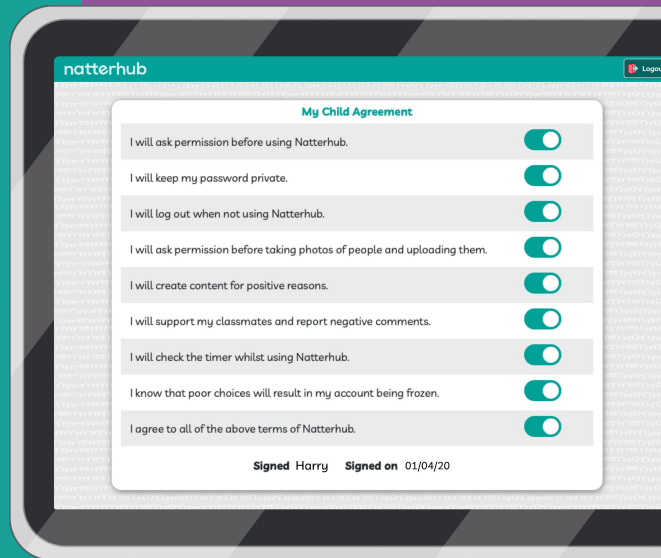
Go to <http://natterhub.school> and click on **Pupil Login** to access your hub. You can also do this by going to <http://natterhub.com> and clicking the **Sign In** button!



Codes of Conduct

Before they get started with Natterhub, all pupils go through an introductory lesson that shows them the Natterhub Code of Conduct. These are rules they must be mindful of at all times when using their accounts:

1. **I will ask permission before using Natterhub**
2. **I will keep my password private**
3. **I will log out when not using Natterhub**
4. **I will ask permission before taking photos and videos of people and uploading them**
5. **I will create content for positive reasons**
6. **I will support my classmates and report negative comments**
7. **I will check the timer whilst using Natterhub**
8. **I know that poor choices will result in my account being frozen**
9. **I agree to all the above terms of Natterhub**



Get in Touch!

We hope we've managed to answer all your questions about Natterhub, but if you still have something to ask us you check out the FAQ page on our website, or fill in an enquiry form on our website.

The Natterhub Team 😊

[Click here to fill in an enquiry form](#)



